



Top Stock Picks for 2020

*As selected by 2,153 of the UK's
most active private investors*

Disclaimer

The following pages within this document have been produced by Stockopedia Ltd ("Stockopedia") for educational & marketing purposes only. All rights regarding these pages are reserved. It is not for general circulation.

Stockopedia is a subscription-based data & screening web service for self directed individuals who have an adviser and/or are comfortable making their own decisions. Use of our data is subject to express Terms of Service. This service is intended to be used and must be used for informational purposes only. Our Stock Reports and screens are based on underlying data from other suppliers including Thomson Reuters which is believed but not guaranteed to be accurate. Any figures cited are subject to change or possible correction. If we are notified of a possible error, we will endeavour to notify our supplier of this issue, although we cannot be certain that they will be willing to correct the error identified. Any forward looking information is based on the Consensus Analyst Estimate as defined by Thomson Reuters and is subject to their assumptions but does not involve subjective judgement by Stockopedia.

We are not regulated by the Financial Conduct Authority. Stockopedia is not a broker/dealer, and we are not in the business of the giving or receiving of financial, tax or legal advice. None of our content constitutes or should be understood as constituting a recommendation to enter in any securities transactions or to engage in any of the investment strategies discussed in our content. We do not provide personalised recommendations or views as to whether a stock or investment approach is suited to the financial needs of a specific individual.

It is very important to do your own analysis before making any investment based on your own personal circumstances. You should take independent financial advice from a professional in connection with or independently research and verify any information you find in this presentation. Accordingly we will not be liable, whether in contract, tort (including negligence) or otherwise, in respect of any damage, expense or other loss you may suffer arising out of such information or any reliance you may place upon such information.

We would like to draw your attention to the following important investment warnings:

- The value of shares and investments and the income derived from them can go down as well as up
- Investors may not get back the amount they invested
- Past performance is not a guide to future performance

Please note that all data in this document is historic and dated when this document went to print in January 2019

Agenda

1. The Challenge
2. The Top Pick
3. Pick Insights
 1. **by Sector**
 2. **by StockRank**
 3. **by Style**
 4. **by Risk**
4. Top Picks
 1. **Top 20 diversified by Sector**
 2. **The Top Picks Portal - demonstration**
5. Bookmarks & Q&A



Ed Page Croft, CFA

Co-Founder & CEO [Stockopedia.com](https://stockopedia.com)

Oxford Scholar, ex-Goldman Sachs Private Clients.

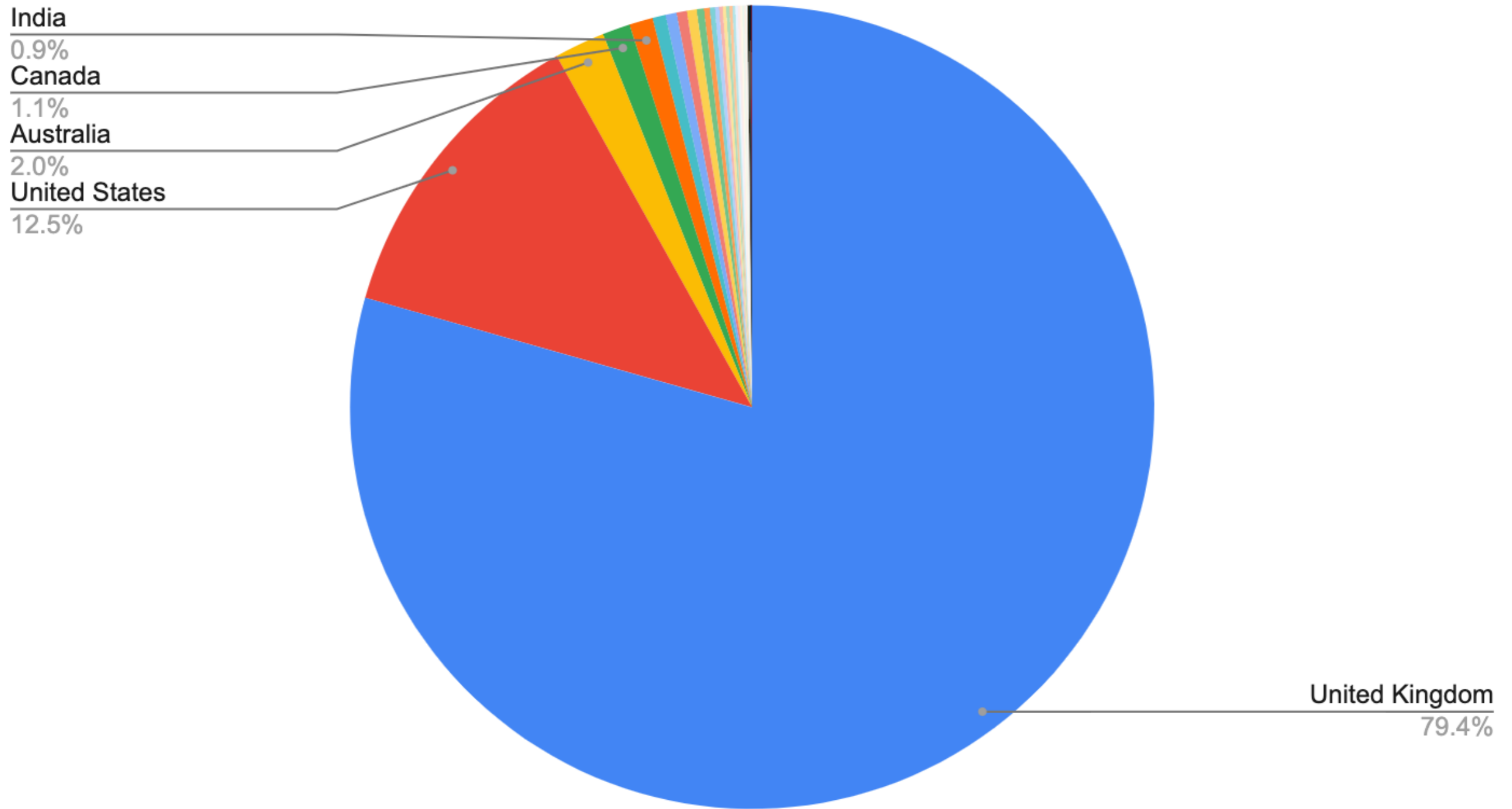


The Challenge

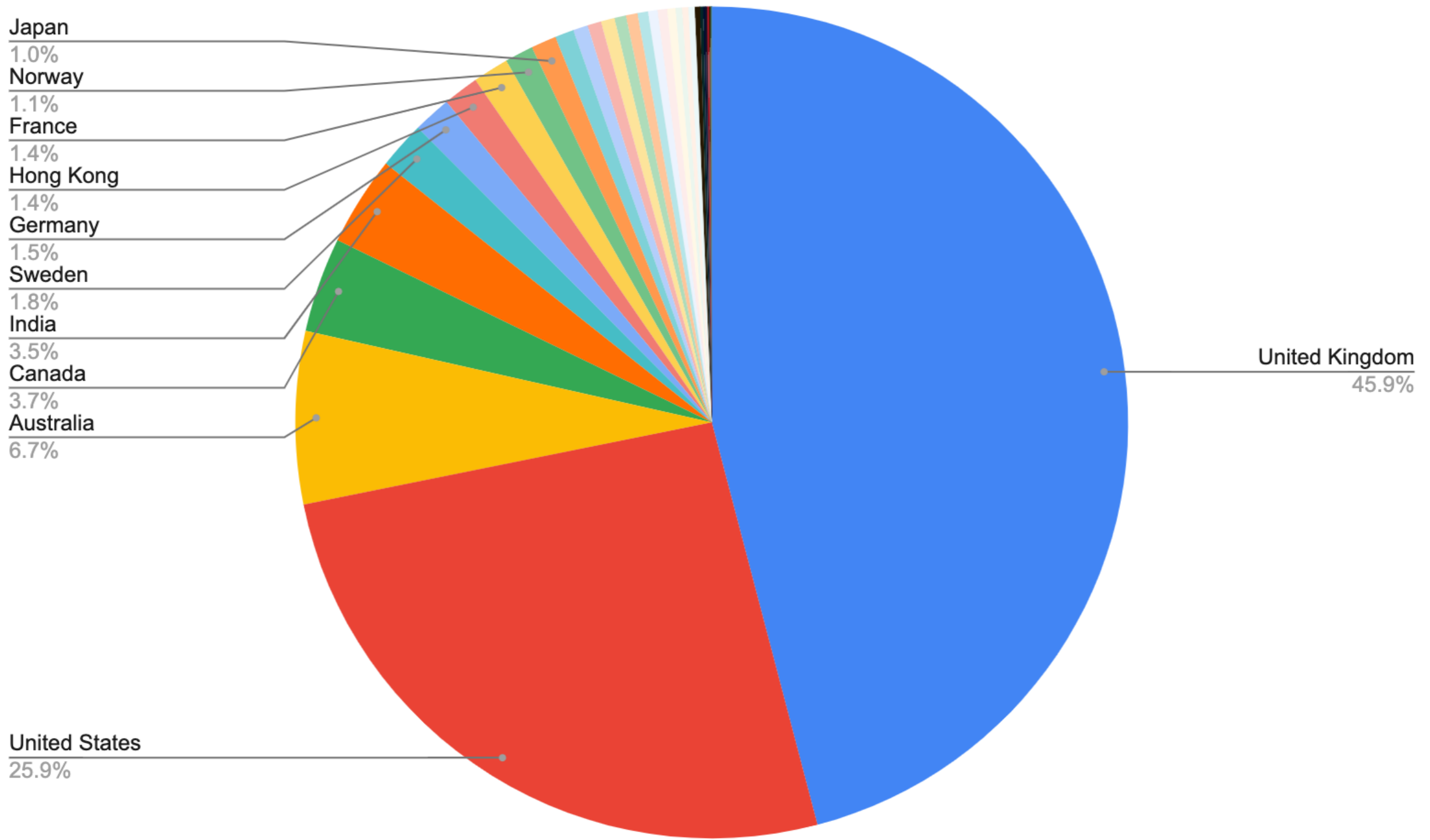
Pick Statistics

- **2,153 Entrants made 10,765 Picks**
 - 62% Stockopedia Subscribers
 - 38% Non-Subscribers
- **2,446 Stocks Picked**
 - 1,123 unique UK Shares
 - 1,323 unique International Shares

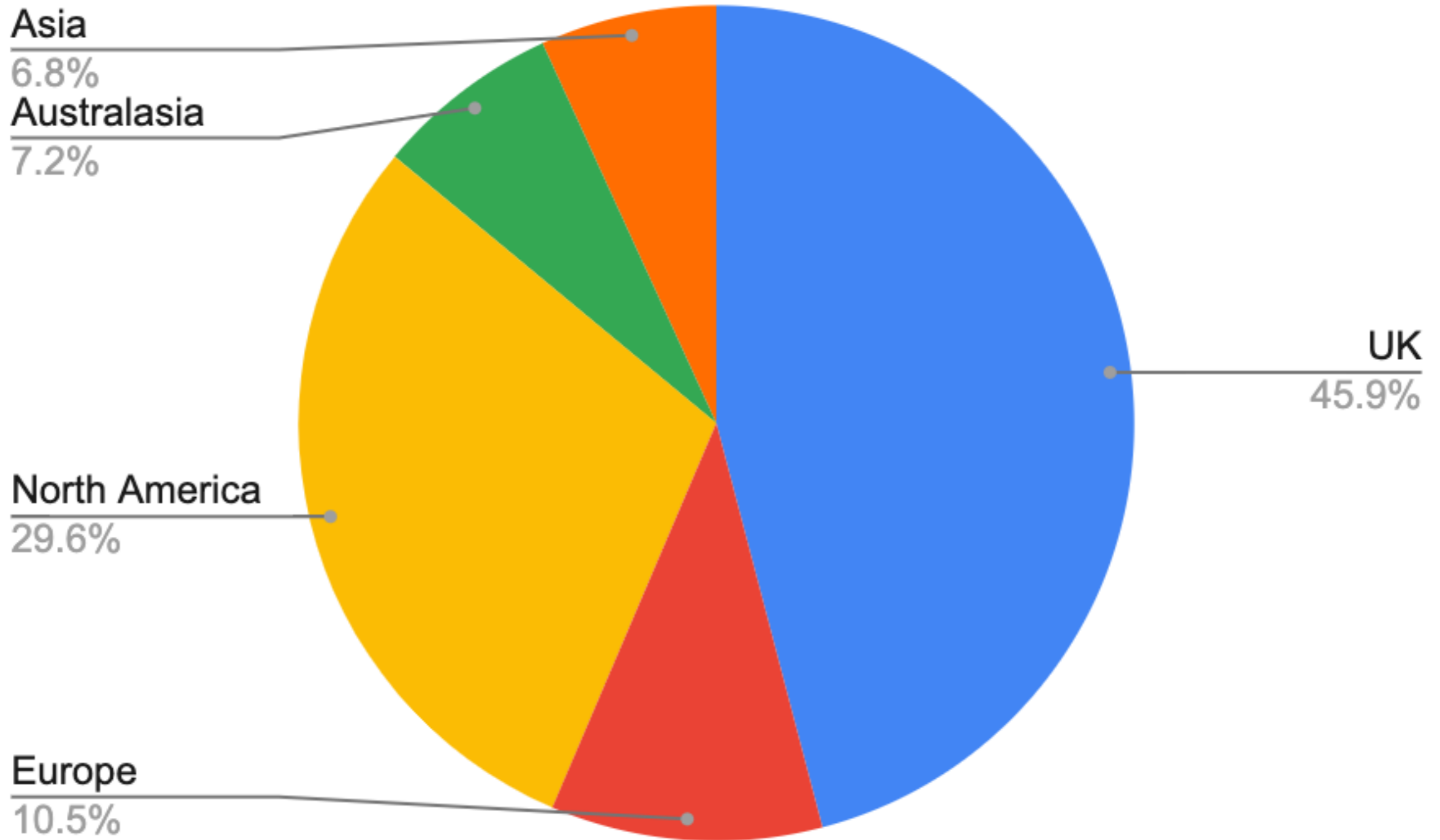
Picks by Exchange Country



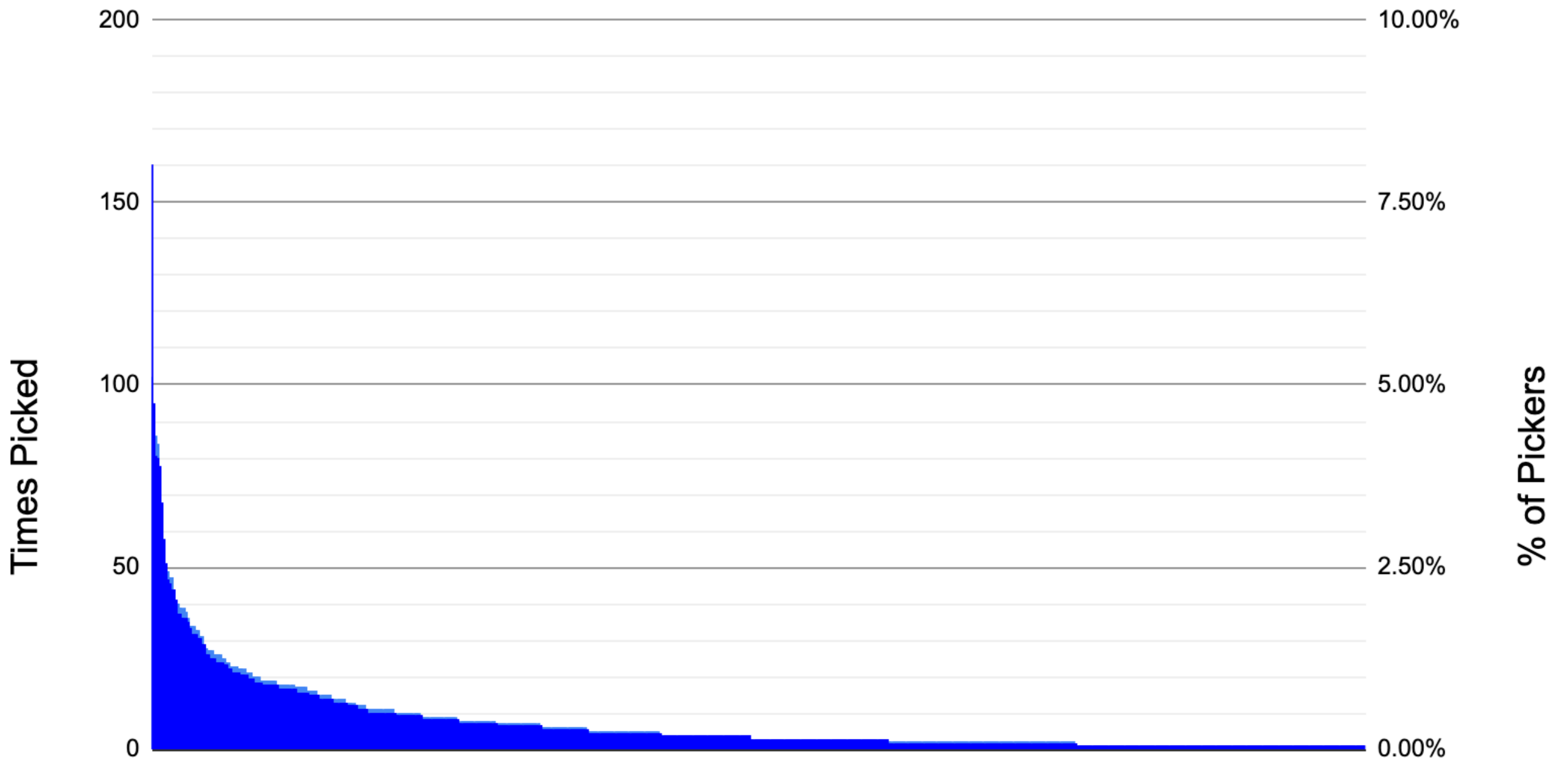
Stocks from 32 Countries



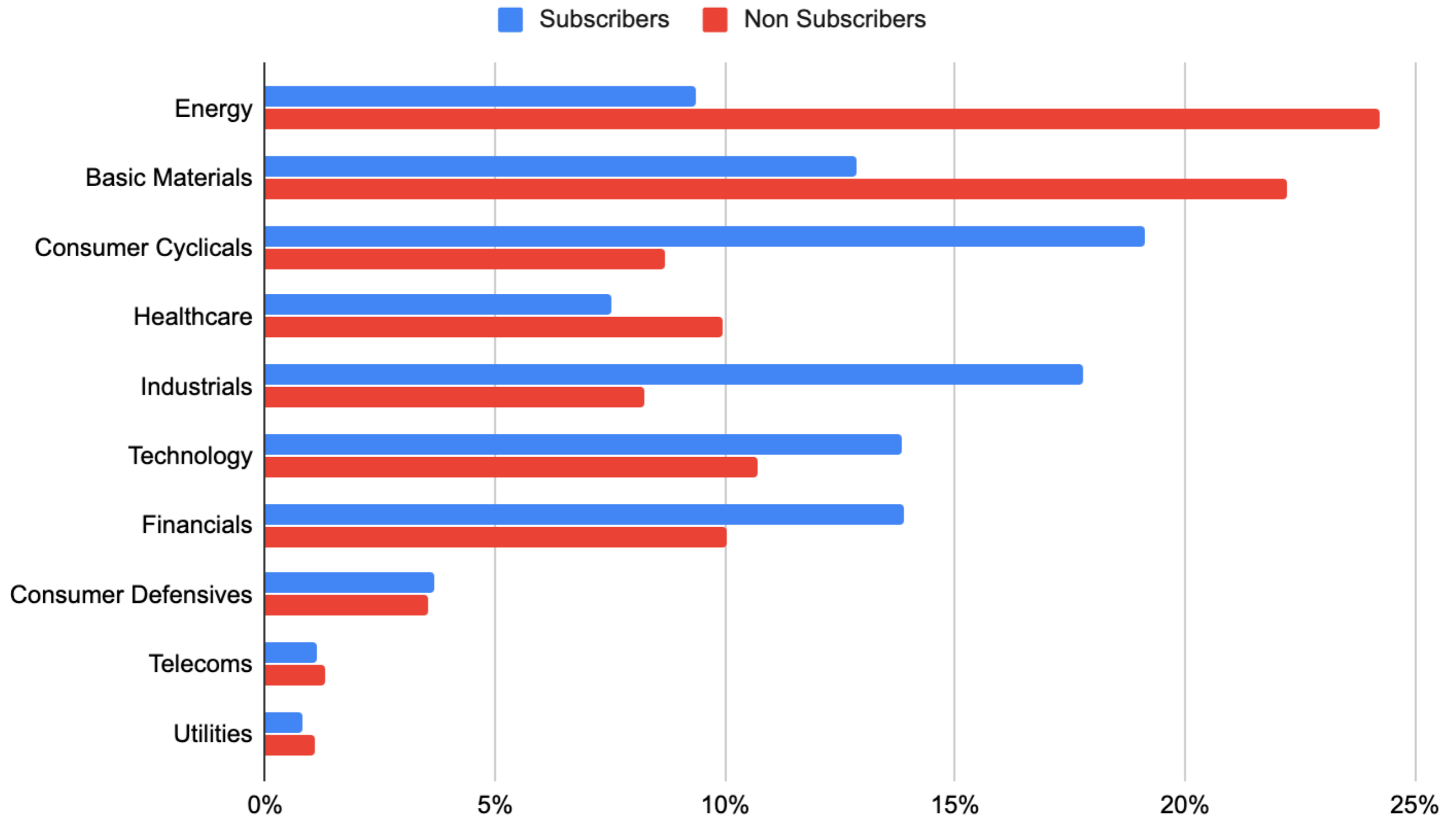
Stocks by Region



Number of times each stock picked



Picks by Sector



Questions?

- **Are the top picks worth considering?**
 - **Will the top picks outperform?**
 - **Is there evidence of herding?**
 - **Is this a smart crowd?**
-
- ***POLL: How often would you share picks?***



The Top Pick



The Top Pick

Picked by 174 Entrants (8%) - 118 Subs, 56 non Subs



Market Cap

£251.80m

Enterprise Value

£188.46m

Revenue

£137.89m

Position in Market

749th / 1837

Quality

53

Value

80

Momentum

94

StockRank™

93



RockRose Energy PLC is a United Kingdom-based oil and gas production and infrastructure company. The Company focuses on onshore and offshore production opportunities and infrastructure projects. Its operations include the Blake Field, the Ross Field, the Nelson Field, the Howe Field, the Galahad Field, the Mordred Field, the Tors Field Unit area, the Grove Field Unit Area, Seven Seas and Netherlands assets. Its subsidiaries include Marathon Oil U.K. LLC (MOUK) and Marathon Oil West of Shetland Limited (MOWOS). MOUK holds interests of approximately 26% in license P313 and 40.0% in licenses P340 and P108, which together comprise the Greater Brae Area. MOWOS holds approximately 28% interest in the BP-operated Foinaven field, as well as interests in the Foinaven East, T25, and T35 satellite accumulations.

<https://www.stockopedia.com/share-prices/rockrose-energy-LON:RRE>



Picks breakdown by StockRank

StockRanks

Every stock in the market ranked against all the others for three proven, historical drivers of return.

Quality

26

Value

10

Momentum

85

StockRank™

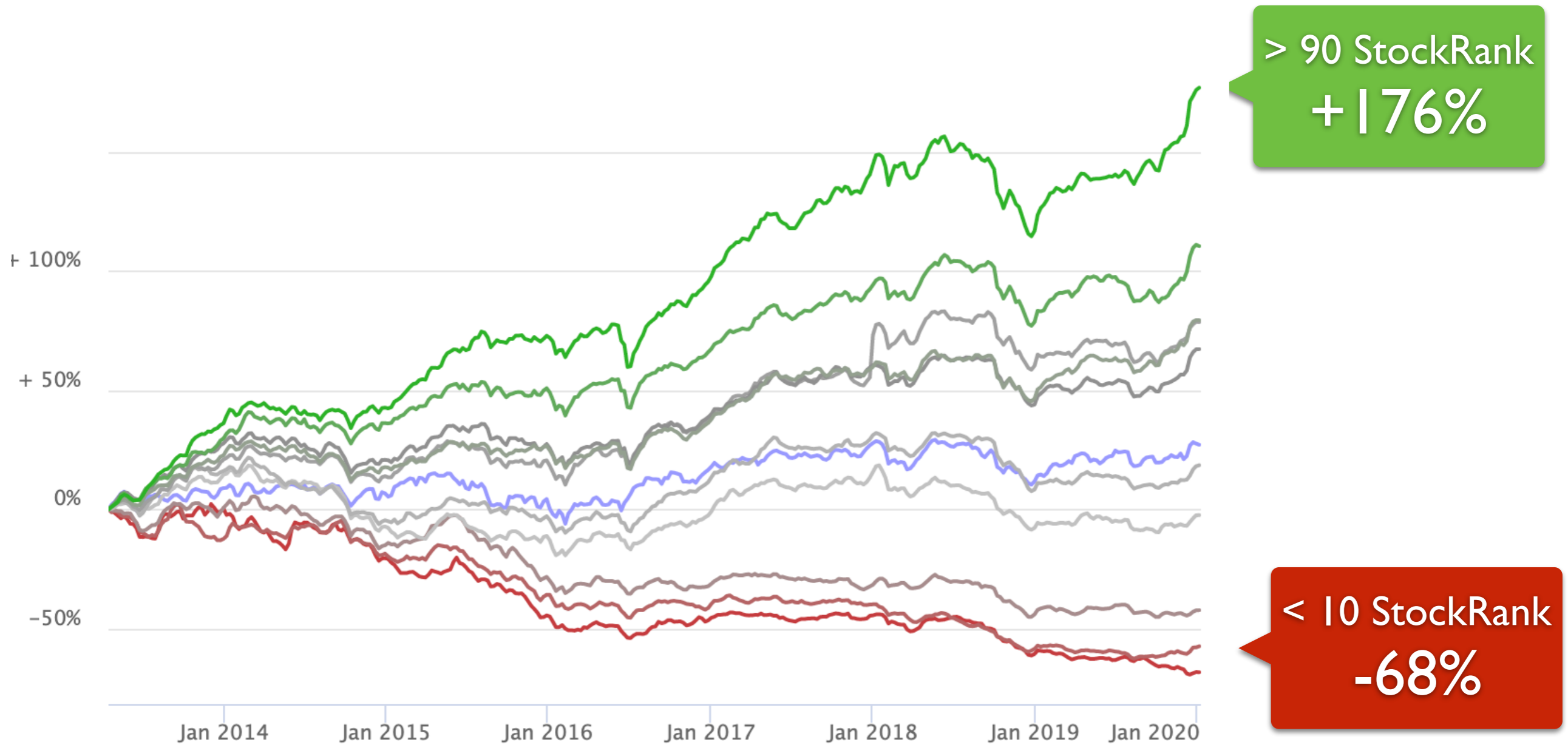
31

StockRanks

Ranked as percentiles between 0 (worst) and 100 (best)

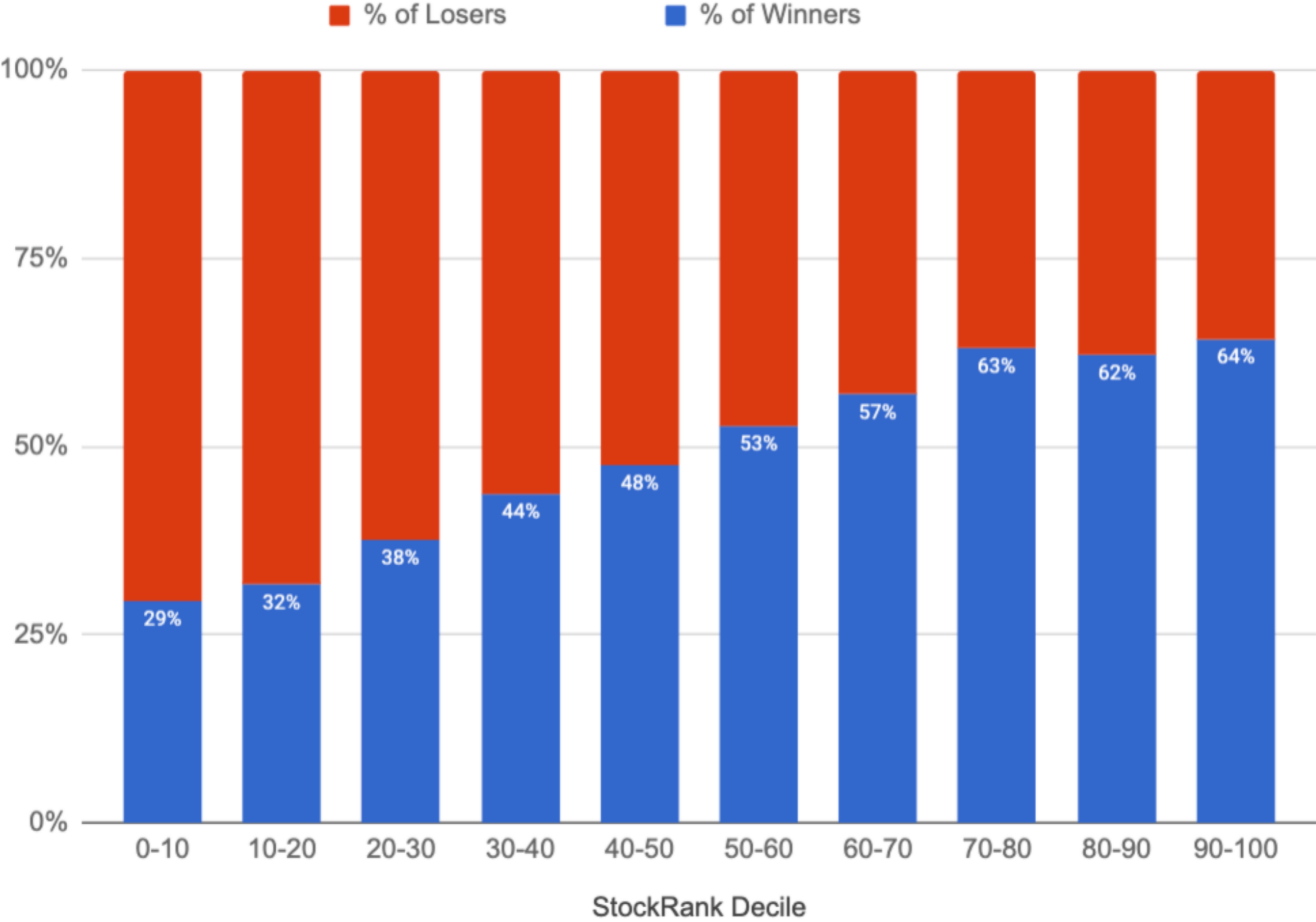


StockRank Performance

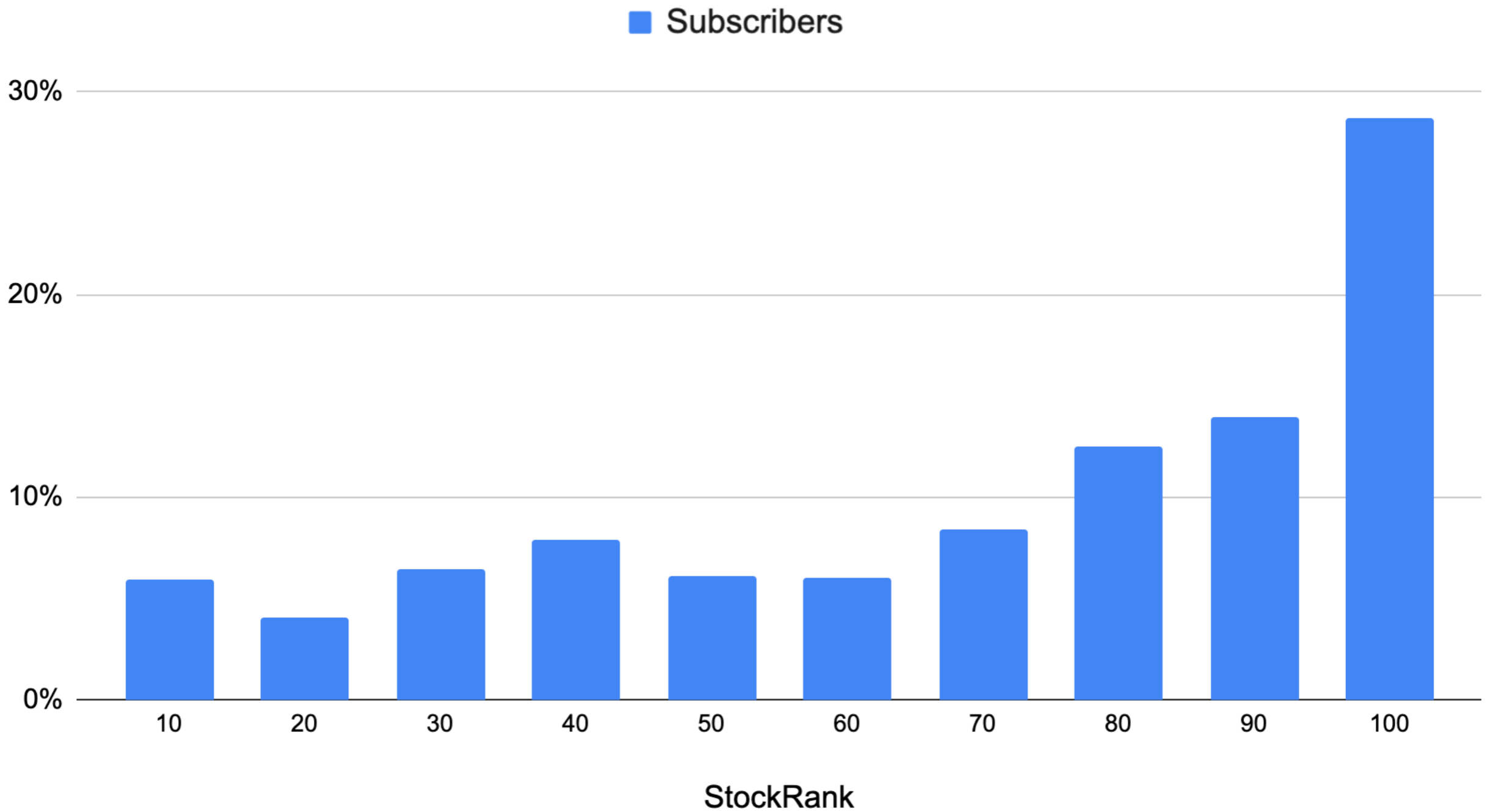


* Based on quarterly rebalanced portfolios of >£10m market capitalisation LSE listed stocks split into deciles according to StockRank.

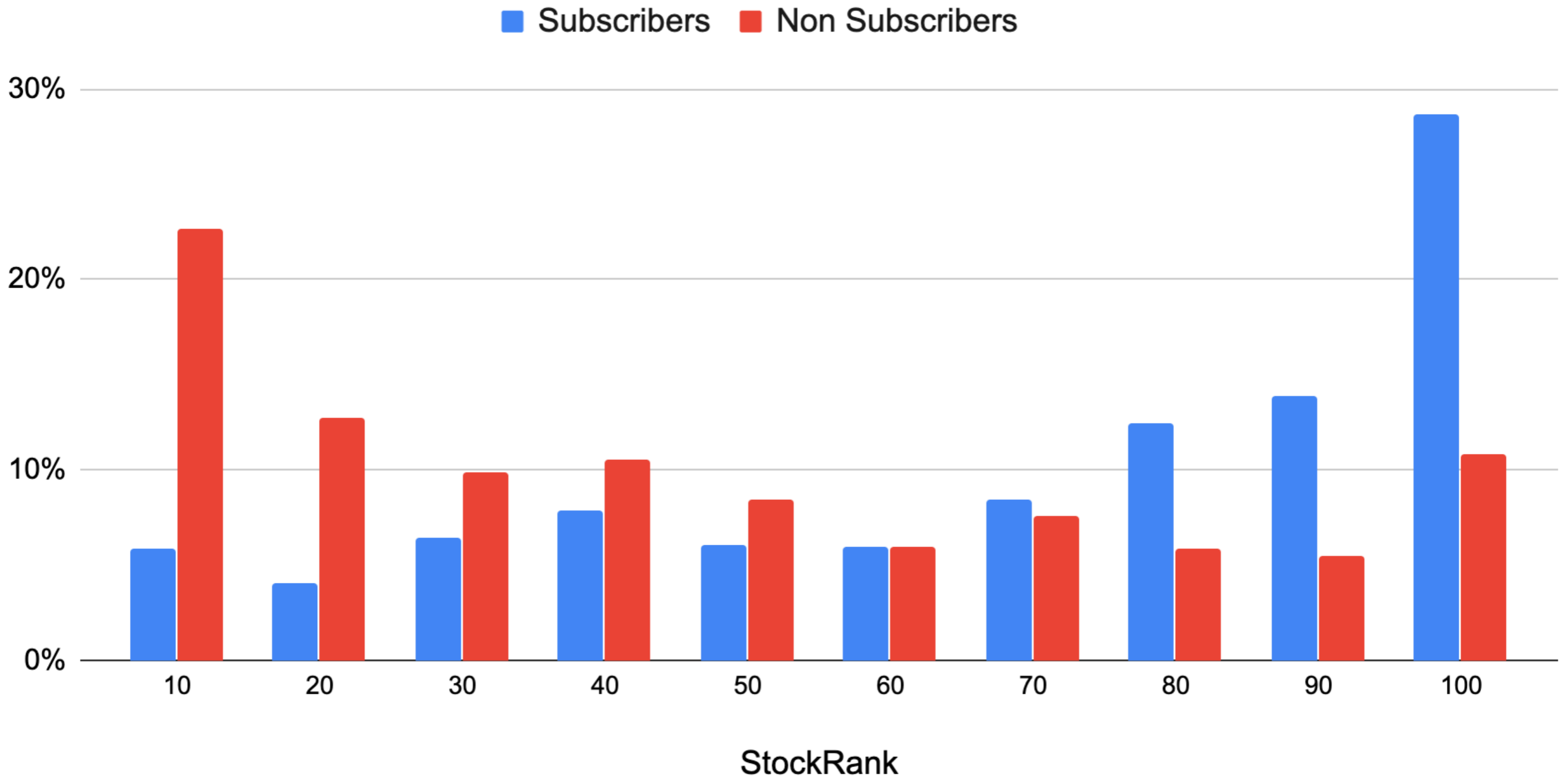
Hit Rate of Picking Winners by StockRank



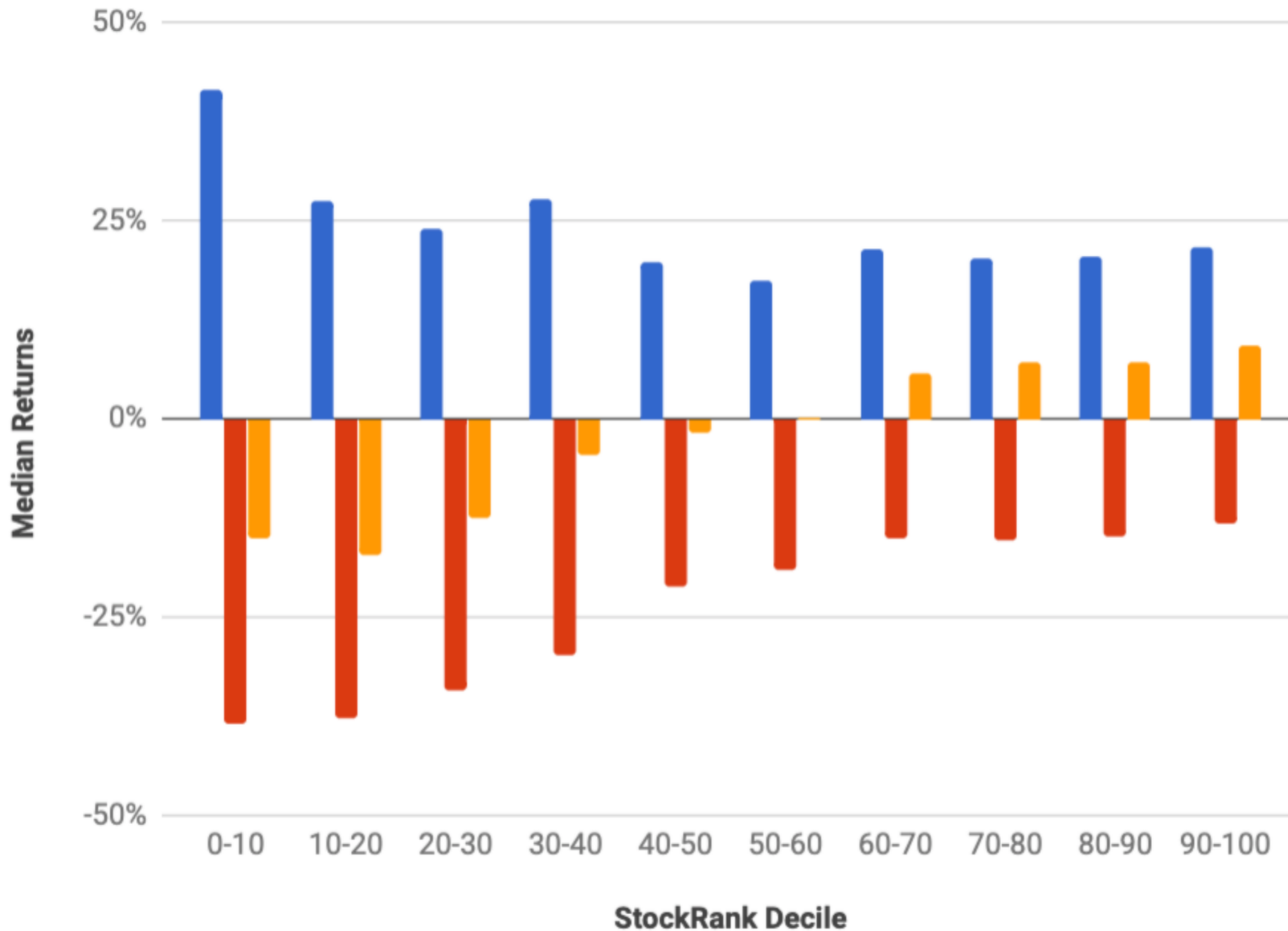
Pick Distribution by StockRank



Pick Distribution by StockRank



Median win/loss at each StockRank



■ Median Win (Given Win) ■ Median Loss (Given Loss) ■ Average Gain/Loss



Picks breakdown by Style

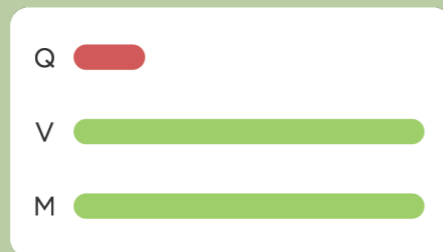
The StockRank Styles

4 Winning Styles

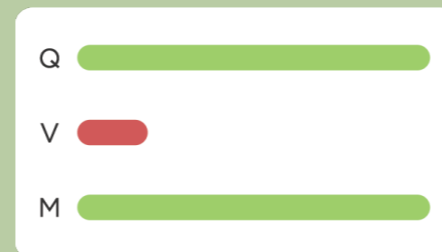
The stock is strong in
at least 2 of 3 Ranks



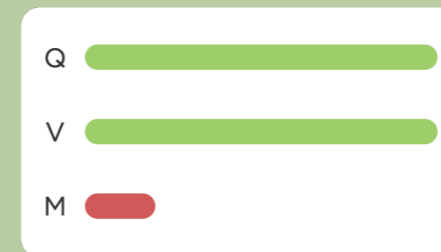
Super Stock



Turnaround



High Flyer



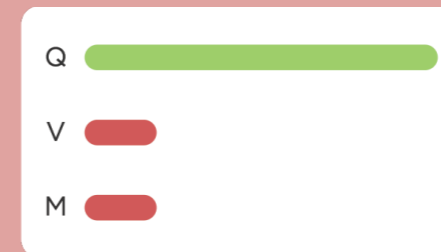
Contrarian



Momentum Trap



Value Trap



Falling Star

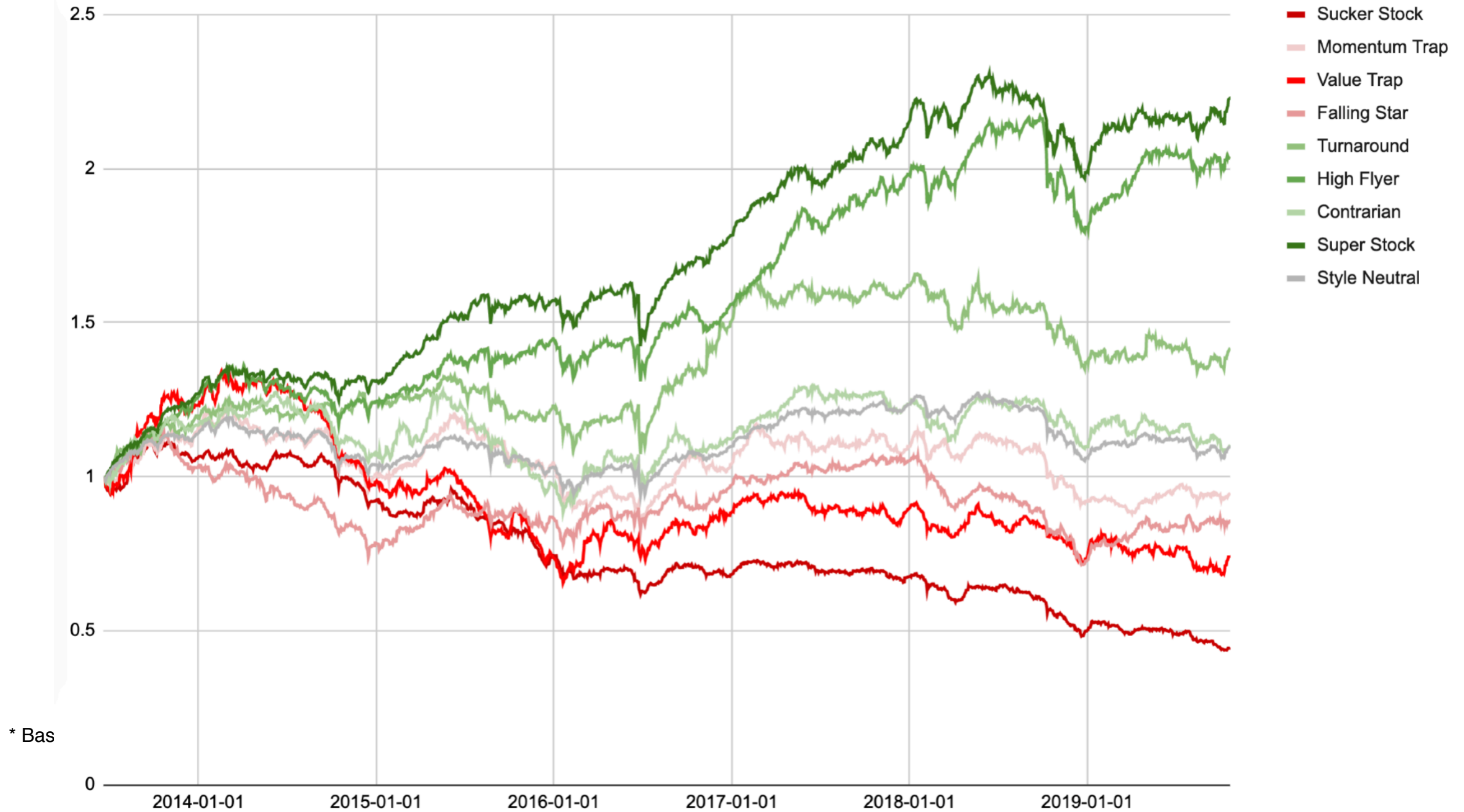


Sucker Stock

4 Losing Styles

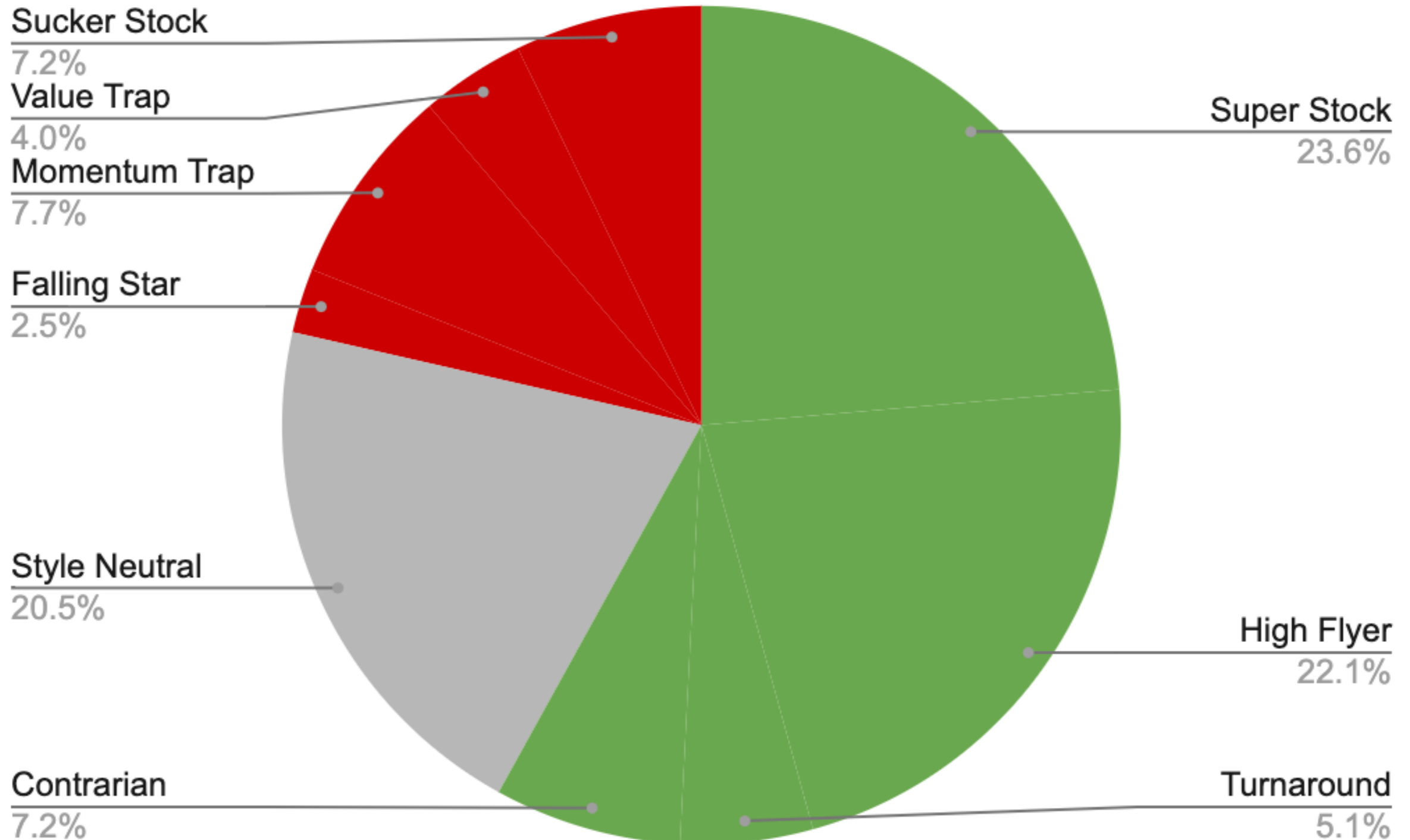
The stock is weak in
at least 2 of 3 Ranks

Styles Performance

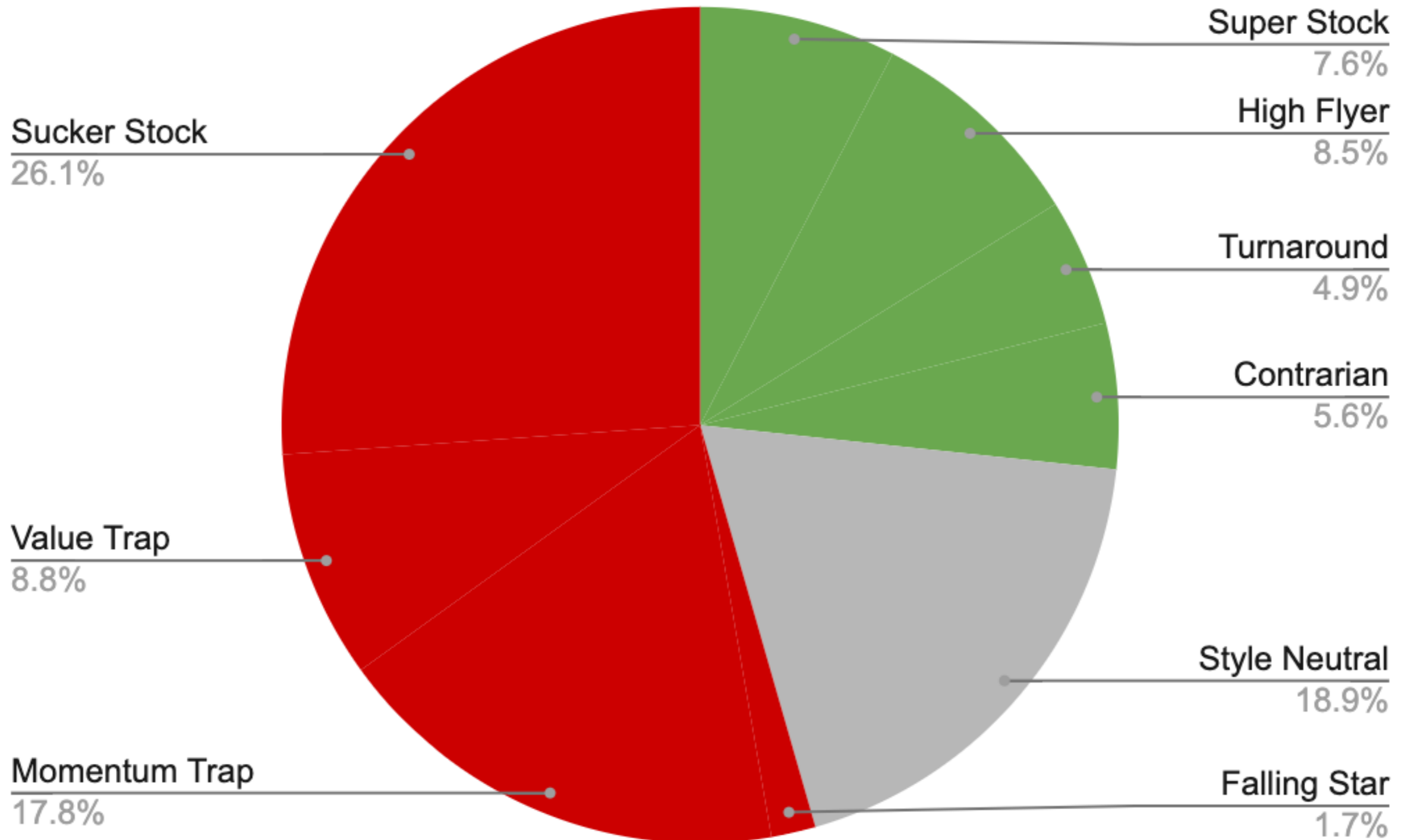


* Bas

Subscriber Picks by Style

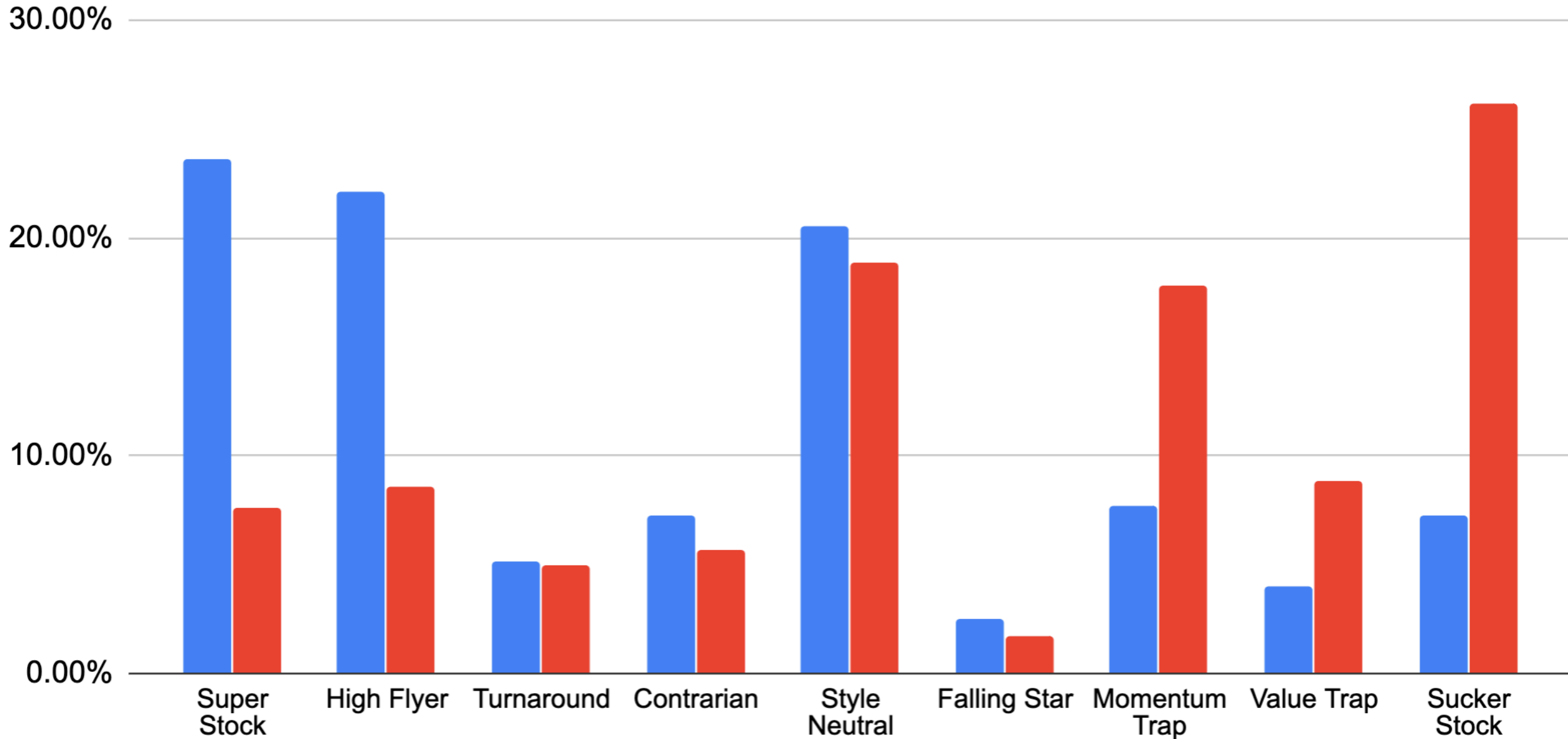


Non Subscriber Picks by Style



Comparing Picks by Style

Subscribers Non Subscribers





Picks breakdown by Risk

RiskRating

A 5 level classification based on a every stock's annual volatility.

1. Conservative

2. Balanced

3. Adventurous

4. Speculative

5. Highly Speculative

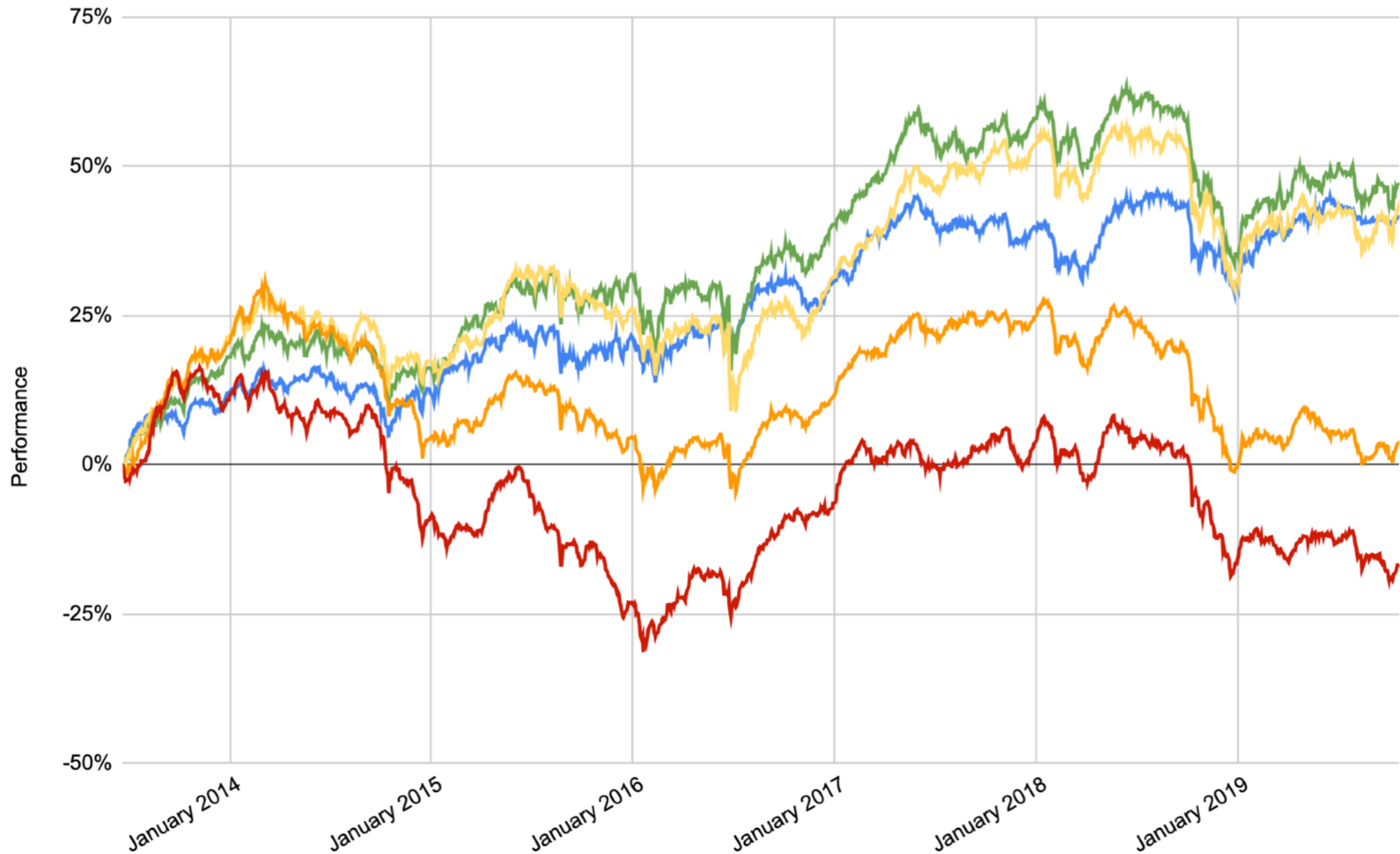
Low Risk



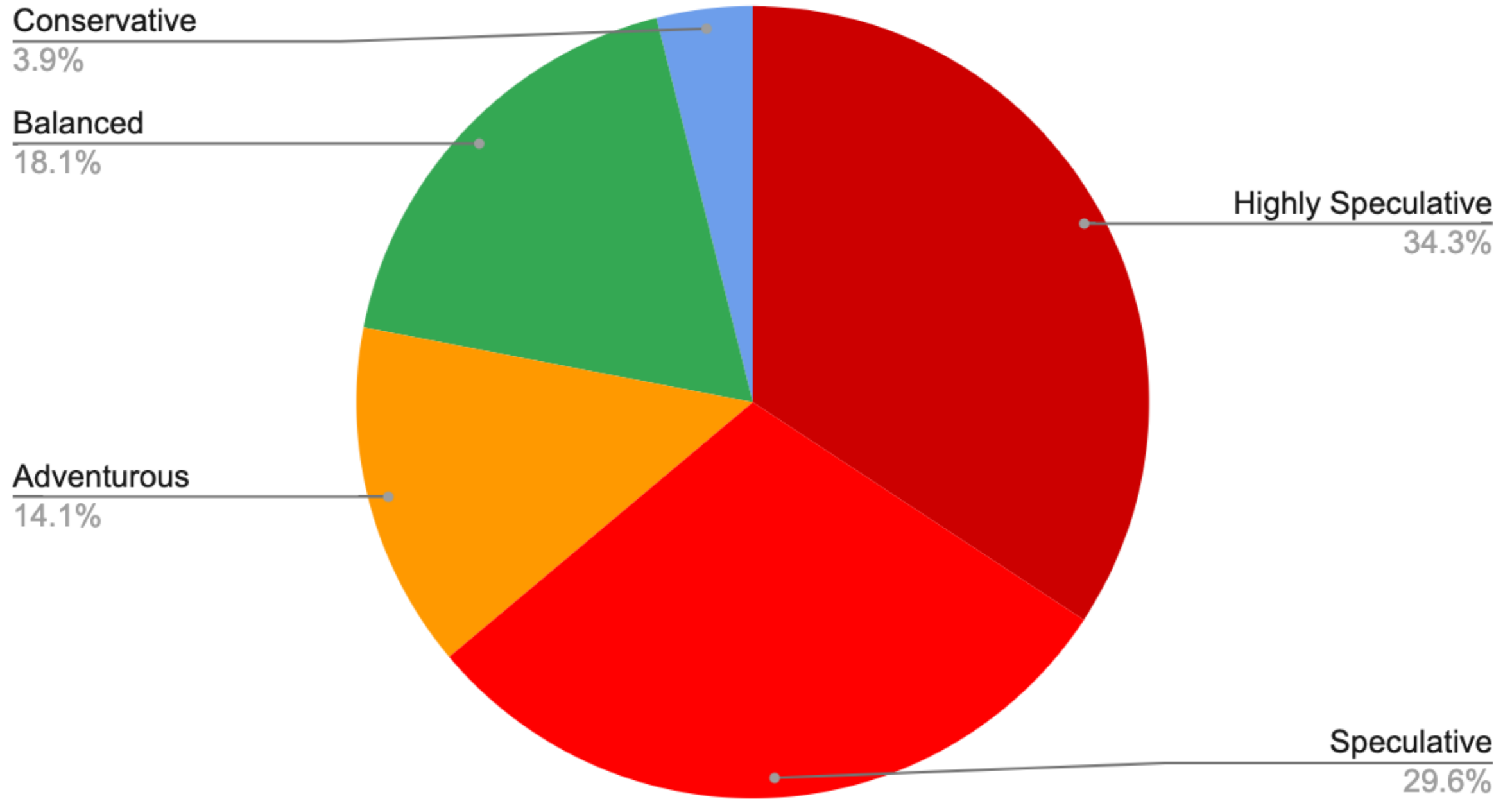
High Risk

Performance by RiskRating

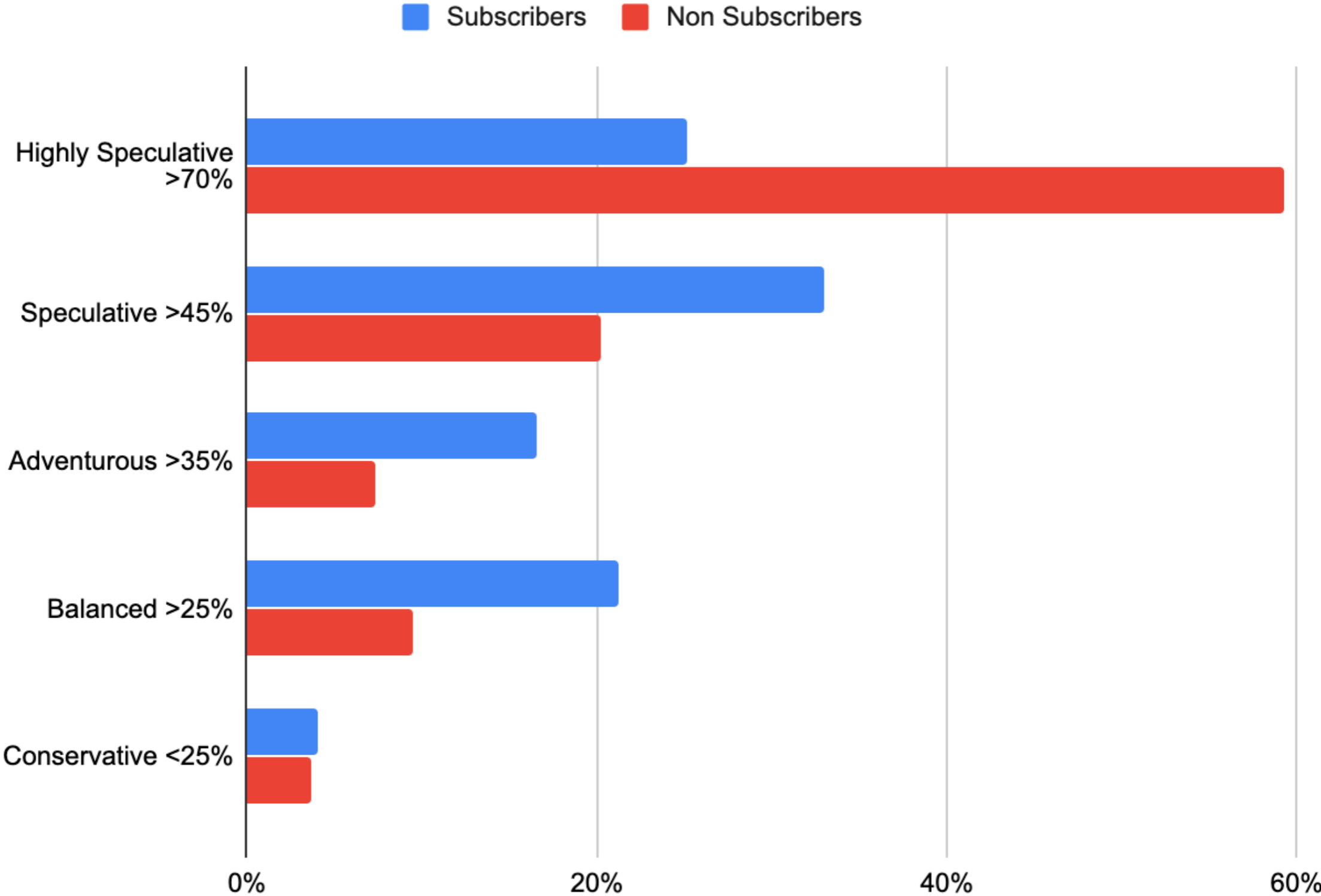
— Conservative — Balanced — Adventurous — Speculative — Highly Speculative



Pick Distribution by RiskRating



Pick Distribution by RiskRating





Predictions



- **Low Rank Sets → Hare**
- **High Rank Sets → Tortoise**





















- **Early leaders will be speculative**
- **High Ranking sets will take time**

- **Winner → Highly Speculative Set ?**



The Top Picks

Most Popular Picks

Flag	Ticker	Name	# Pickers	StockRank	RiskRating	Size Group	Style	Sector
	RRE	RockRose Energy	174	93	Highly Speculative	Small Cap	Style Neutral	
	SLP	Sylvania Platinum	101	98	Speculative	Small Cap	Super Stock	
	GAW	Games Workshop	87	84	Adventurous	Mid Cap	High Flyer	
	SDI	SDI	86	71	Speculative	Small Cap	High Flyer	
	HZM	Horizonte Minerals	82	32	Highly Speculative	Small Cap	Momentum Trap	
	RCH	Reach	80	98	Speculative	Mid Cap	Super Stock	
	RDW	Redrow	79	100	Balanced	Large Cap	Super Stock	
	AUG	Augean	75	88	Speculative	Small Cap	Style Neutral	
	SOS	Sosandar	71	26	Highly Speculative	Micro Cap	Momentum Trap	
	LLOY	Lloyds Banking	63	62	Balanced	Large Cap	Turnaround	

Most Popular Pairs → Risk?

Times Picked	Ticker 1	Ticker 2
29	HZM	RRE
25	HZM	ARS
24	RRE	PTAL
24	HZM	ACP
19	RRE	JSE
17	RRE	SLP
17	HZM	UOG
16	AAPL	MSFT
15	RRE	SQZ
15	RRE	AAZ
14	PTAL	JSE
14	RRE	ARS
14	RBD	UJO
12	RRE	SDI
12	AAPL	TSLA
11	PTAL	TXP
11	RRE	FXPO
11	RRE	JKX
11	ARS	NCCL
11	AMZN	MSFT

Key
UK Oil & Mining
UK Other
US Tech

- Similar picks focused on oil & mining sectors.
- Lack of independent analysis?
- Is this evidence of herding?

Top 20 CyNAPS Diversified Portfolio

Pickers	Ticker	Name		StockRank	Mkt Cap £m
117	RRE	RockRose Energy	Energy	93	248
100	SLP	Sylvania Platinum	Basic Materials	95	105
82	SDI	SDI	Healthcare	72	75
81	RDW	Redrow	Consumer Cyclical	100	2638
81	GAW	Games Workshop	Consumer Cyclical	83	2005
74	RCH	Reach	Consumer Cyclical	98	405
74	AUG	Augean	Industrials	88	231
54	SOM	Somero Enterprises Inc	Industrials	93	154
52	VLX	Volex	Industrials	90	229
46	PLUS	Plus500	Financials	97	963
40	AAZ	Anglo Asian Mining	Basic Materials	95	170
39	LIO	Liontrust Asset Management	Financials	83	600
32	AMO	Amino Technologies	Technology	93	103
26	TM17	Team17	Technology	86	491
26	SQZ	Serica Energy	Energy	78	350
21	MGP	Medica	Healthcare	85	177
18	CRL	Creightons	Consumer Defensive	87	28
18	WEY	Wey Education	Consumer Defensive	80	20
11	GAMA	Gamma Communications	Telecoms	82	1274
9	GOOD	Good Energy	Utilities	97	35



Bookmarks

Leaderboard

















www.stockopedia.com/challenge/

Rank	Name	Performance	Average StockRank™	
1	Sameer Saifan	26.6%	29	View Picks
2	Iamjobhunter ✓	22.0%	49	View Picks
3	allen Walkey	21.7%	21	View Picks
4	Ironopolis ✓	21.4%	44	View Picks
5	TankerWeams ✓	20.7%	37	View Picks
6	Paul Durham ✓	20.0%	22	View Picks
7	ronturner	19.1%	37	View Picks

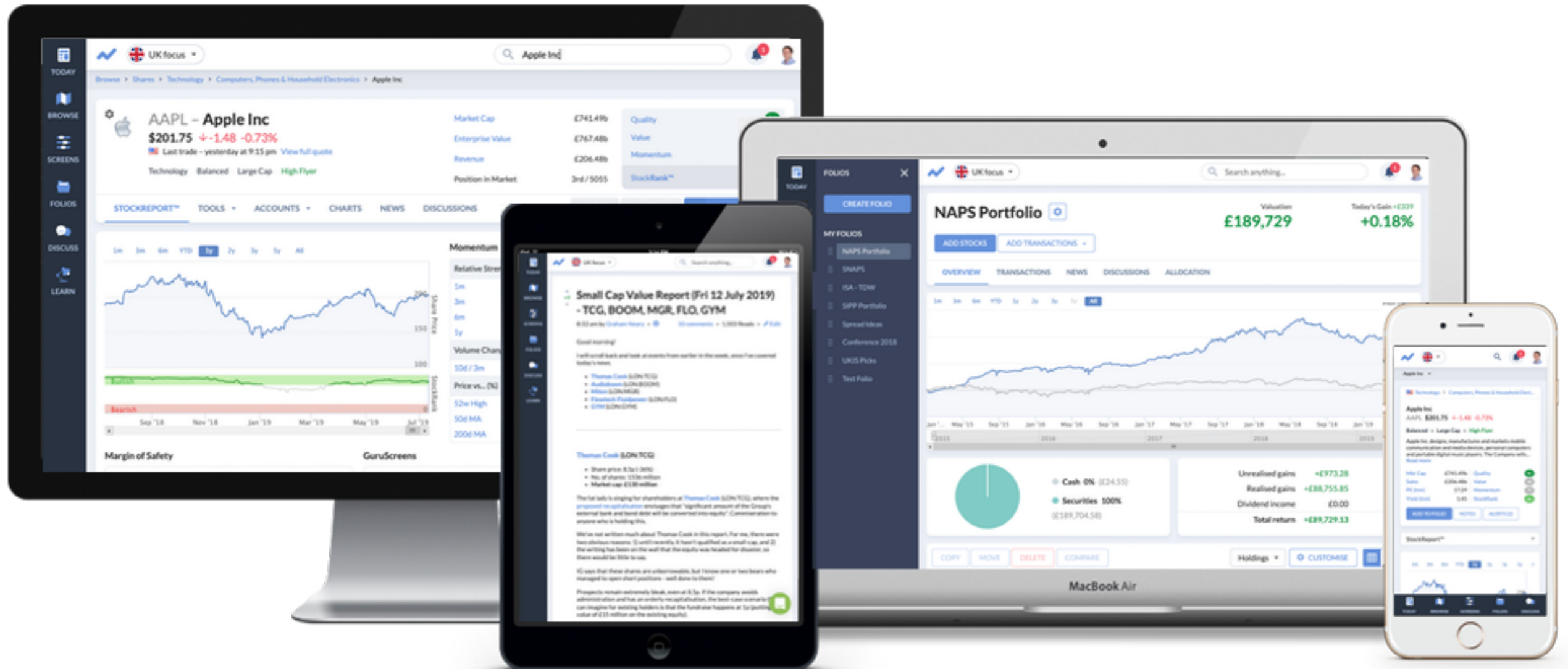
Top Picks

www.stockopedia.com/challenge/top-picks/

Region: All
Sector: All
Risk: All
Size: All
Style: All
Entrants: All

Flag	Ticker	Name	# Pickers	StockRank	RiskRating	Size Group	Style	Sector
	RRE	RockRose Energy	174	93	Highly Speculative	Small Cap	Style Neutral	
	SLP	Sylvania Platinum	101	98	Speculative	Small Cap	Super Stock	
	GAW	Games Workshop	87	84	Adventurous	Mid Cap	High Flyer	
	SDI	SDI	86	71	Speculative	Small Cap	High Flyer	
	HZM	Horizonte Minerals	82	32	Highly Speculative	Small Cap	Momentum Trap	
	RCH	Reach	80	98	Speculative	Mid Cap	Super Stock	
	RDW	Redrow	79	100	Balanced	Large Cap	Super Stock	
	AUG	Augean	75	88	Speculative	Small Cap	Style Neutral	

Take a 2 week free trial of Stockopedia



www.stockopedia.com/insight/